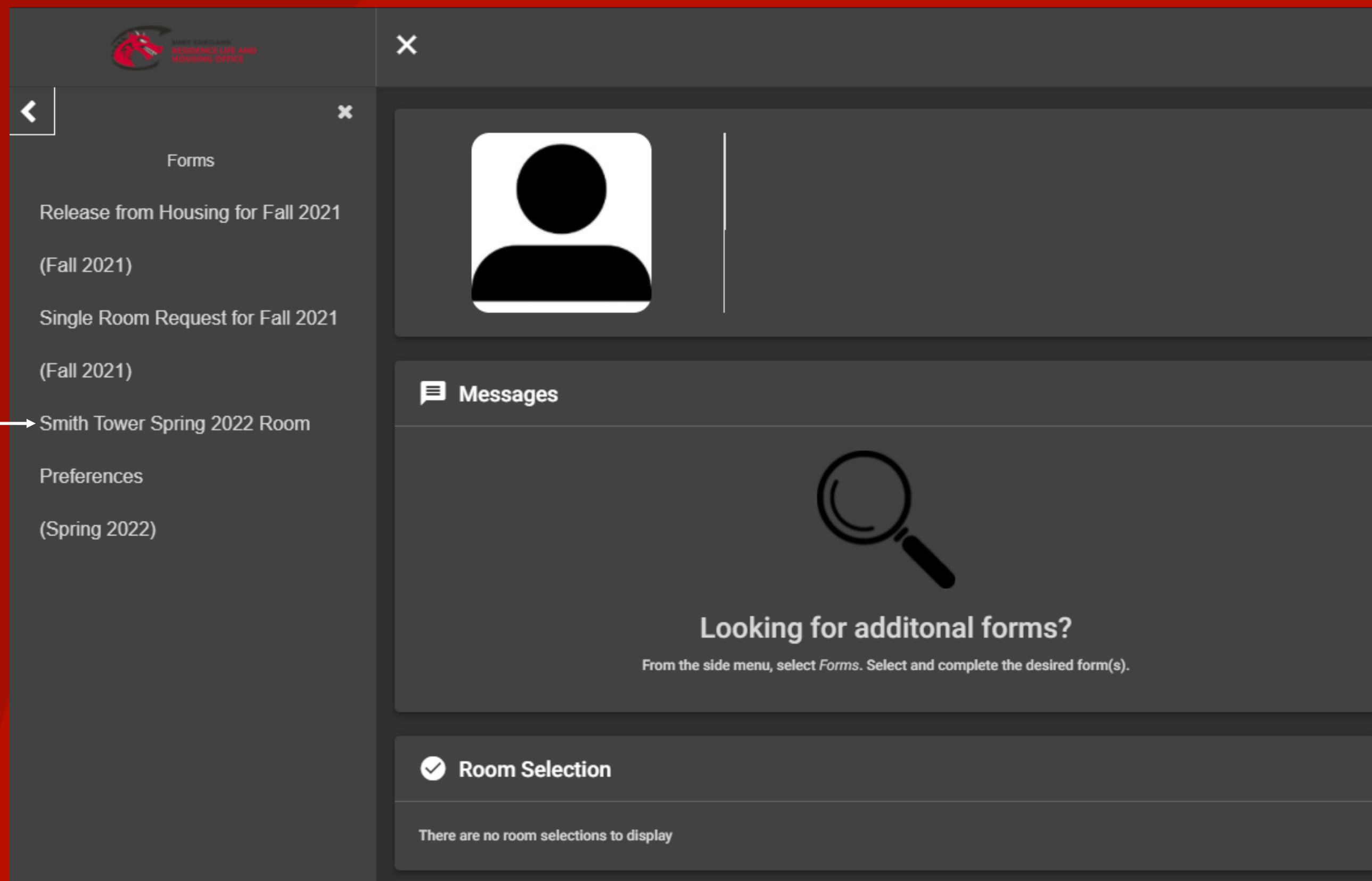


The Smith Tower spring room preference form can be accessed from the home screen of the Housing Portal. Simply select forms then the Smith Tower Spring 2022 Room Preferences form



Accessing the form

Complete the information on the preference form. This will help the housing staff with reassignments for the Spring semester.

Forms

- Release from Housing for Fall 2021 (Fall 2021)
- Single Room Request for Fall 2021 (Fall 2021)
- Smith Tower Spring 2022 Room Preferences (Spring 2022) - Completed

My Information - Smith Tower Spring 2022 Room Preferences

1. What is your student status? (Sophomore, Junior, Senior, etc.): *

Junior

6 of 300 characters

2. My plans for housing in Fall 2022 are: *

Back to Smith!

14 of 300 characters

3. I am interested in the following special interest housing options (select all that apply): *

No Preference

4. I smoke, regularly or occasionally (smoking is not permitted within the residence halls or on campus): *

Yes No

5. It is ok with me if my roommate smokes (smoking is not permitted in the residence halls or on campus): *

Yes No

6. I have a medical condition that requires housing accommodations (select all that apply): *

No Special Accommodations

7. I wish to live with my current Smith Tower roommate group: *

Yes No

7b. Roommate 1: Red Dragon #1

13 of 300 characters

7c. Roommate 2: Red Dragon #2

13 of 300 characters

7d. Roommate 3: Red Dragon #3

Roommates can be added directly on this form.

Answer 'yes' if you want to add your current roommate group.

Answer 'no' if you want to request to live with another current student, a new student, or if you have no roommate requests.

Completing the form

The screenshot shows a web application interface for requesting living halls. The main content area is titled "Smith Tower Spring 2022 Room Preferences - Existing Living Requests for Spring 2022 (1)". It contains a table with the following data:

Choice #	Request Name	Value
1	Hall	Cheney Hall

Below the table is a section titled "Add a New Living Request". It features a form with the following fields:

- Choice #: 2
- Request Type: Hall

An "Add" button is visible to the right of the form. A dropdown menu is open, showing a list of hall names: Hayes Hall, Hendrick Hall, Higgins Hall, Leadership House, Randall Hall, Shea Hall, and Smith Tower. A "Continue" button is located below the form.

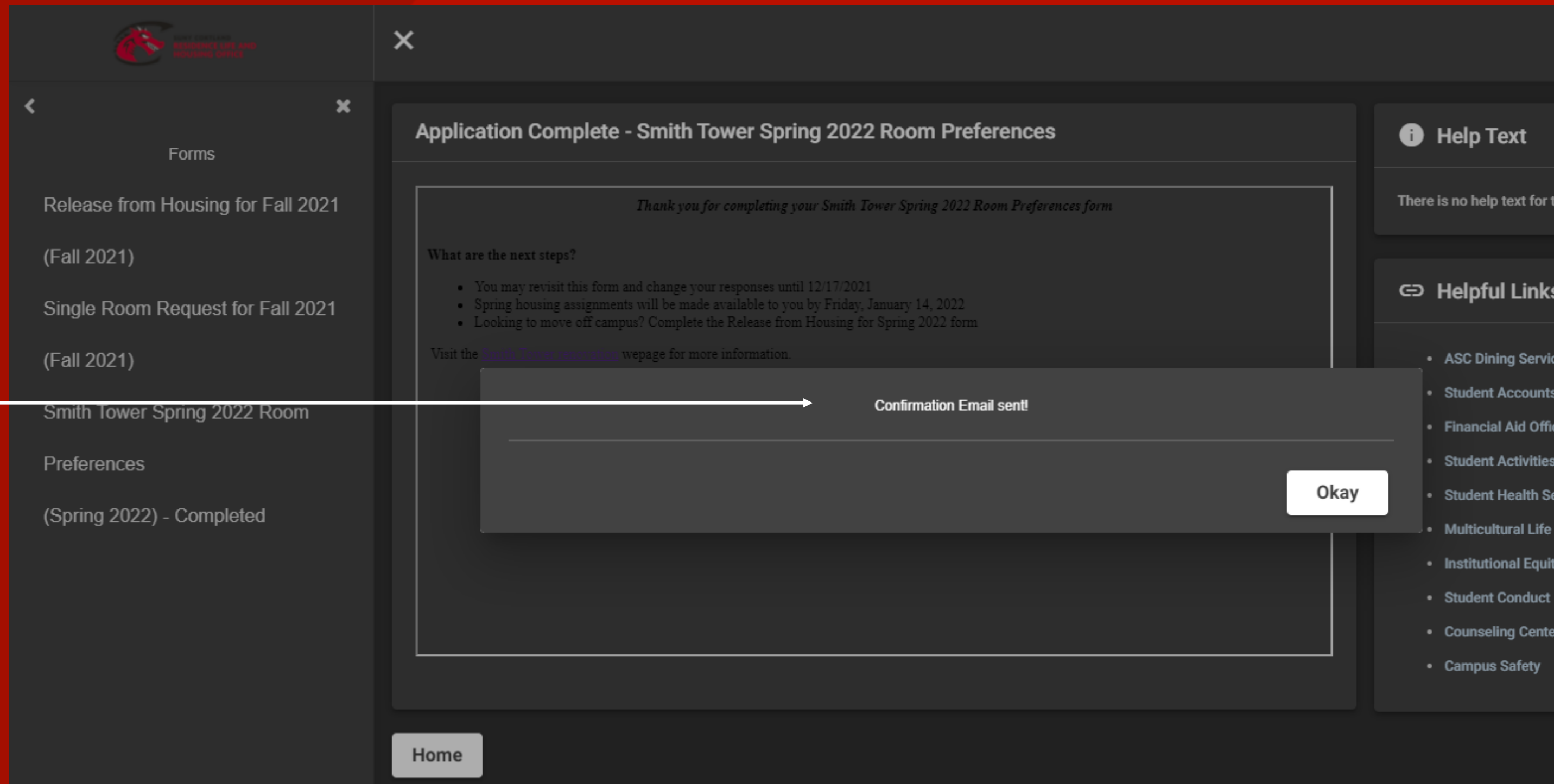
You can request your top 5 halls via this next step.

Halls can be listed more than once in this living request section.

Requesting your next hall

Once you submit your form you'll receive a confirmation message.

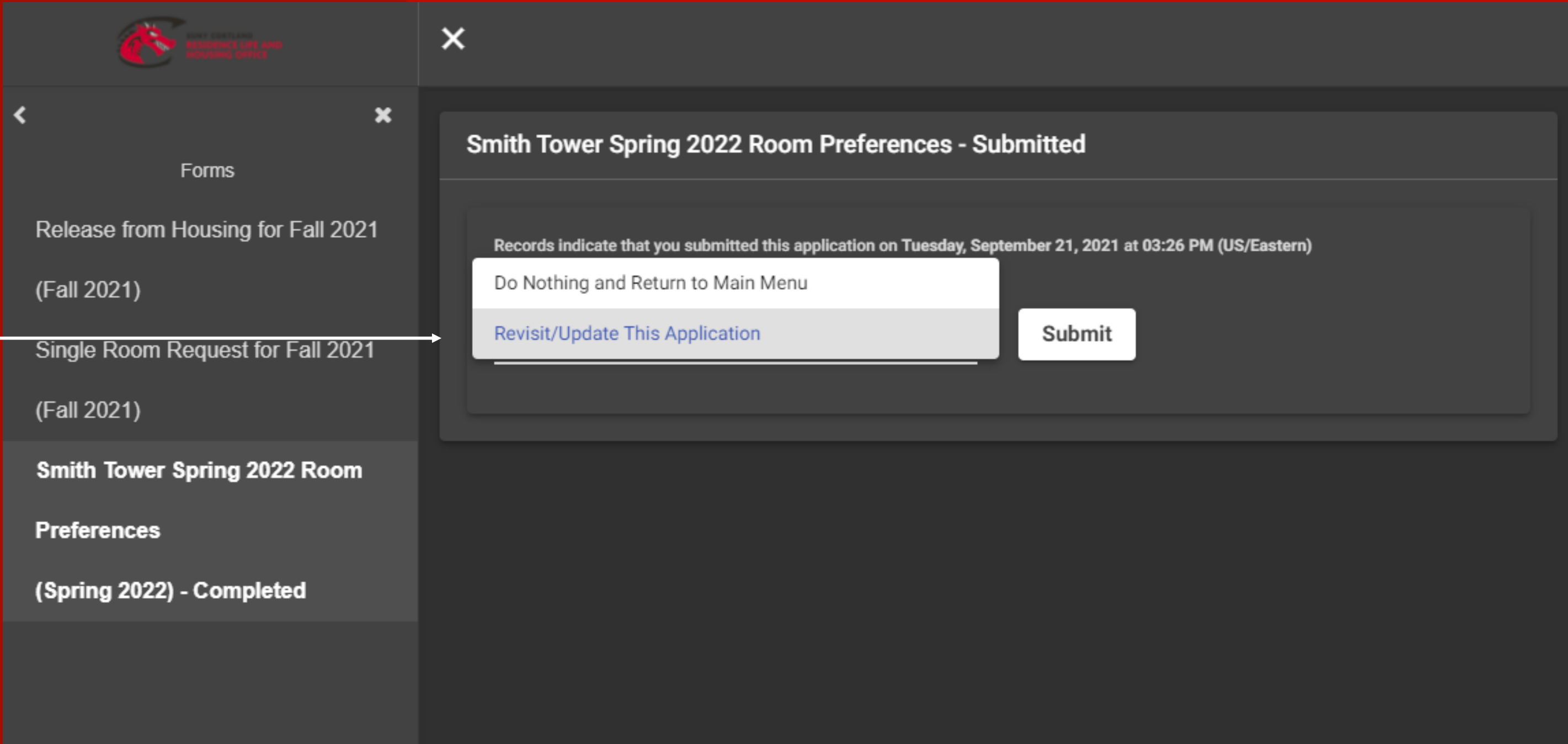
Residents who submit a form will also receive a confirmation via email.



Confirmation

You can revisit your preference form from the launch date (Sept. 22) through December 17.

Forms are due on Friday, December 17.



Revisiting the form