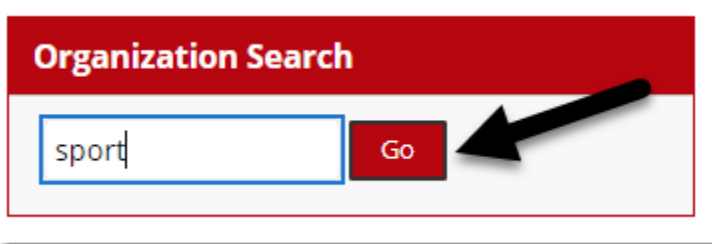


Instructions on How to Register for the Sport Club ORG and Your Club's Group

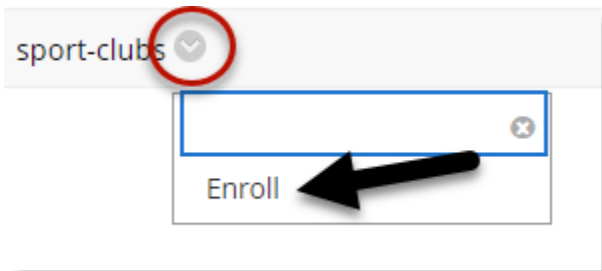
Step 1: Visit myRedDragon and navigate to Blackboard, then choose the Community tab.



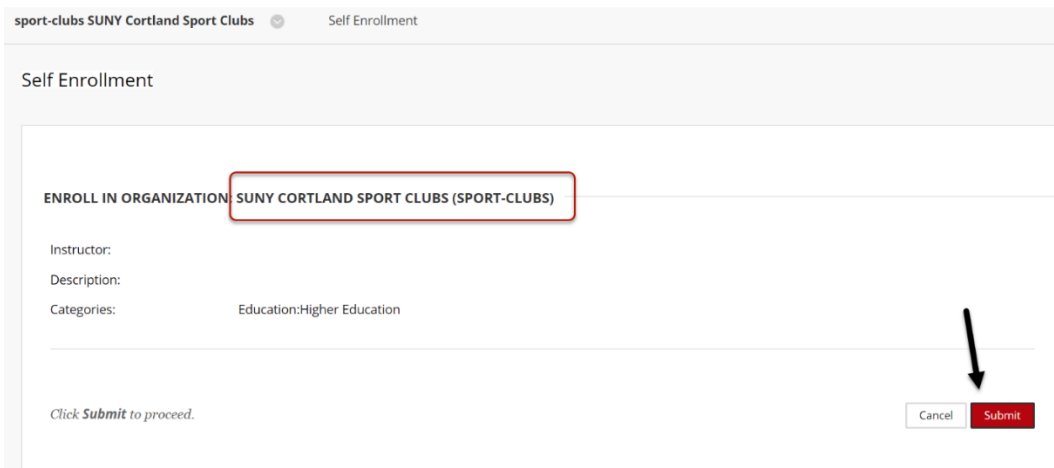
Step 2: In the Organization Search field type in "sport" and select Go.



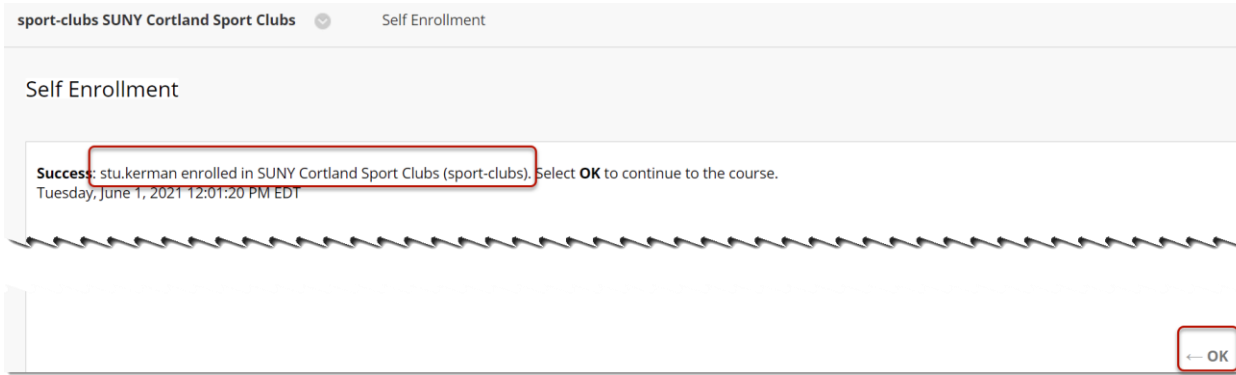
Step 3: Next to the Organization name "sport-clubs" there will be a down pointing arrow when you float your mouse near it. Select the arrow and then choose Enroll.



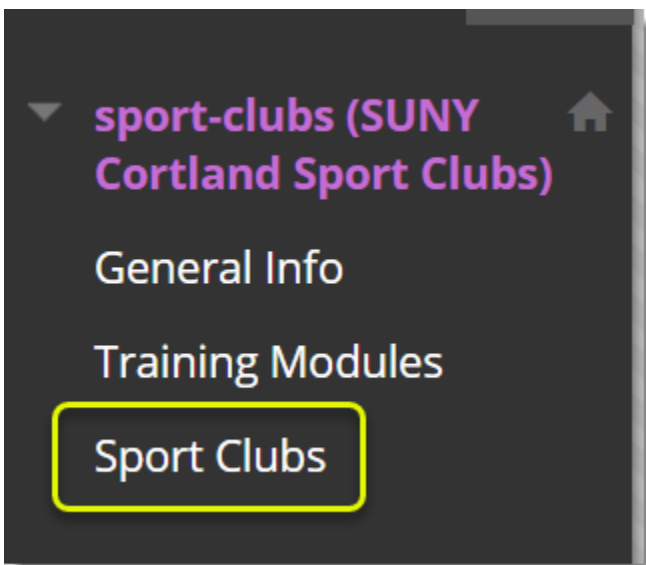
Step 4: On the next page you can confirm you are enrolling in the correct Organization and then choose Submit.



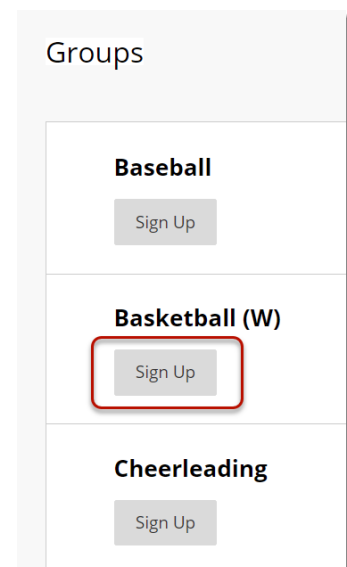
Step 5: You will receive a Success message showing your name and the Organization you enrolled in. Click OK in the bottom right of the screen to be taken into the Organization.



Step 6: To enroll in your club's group click on the "Sport Clubs" link in the ORG menu.



Step 7: On the right you will see a listing of all the sport clubs. Click "Sign Up" under the name of your club.



Step 8: You will be brought to a confirmation page where you will select “Sign Up” again.

Sign Up Sheet

SignUp Sheet Name: Sign up

SignUp Sheet Instructions:
Click "sign up" to enroll as a member of this sport club.

Basketball (W)

Group Members : None


Sign Up


You will now be listed as a member of that Sport Club’s group. Repeat steps 6-8 if you are a sport club officer and/or you are serving as a Safety Officer for multiple clubs.

Basketball (W)

Group Properties

Group Description

Group Members 

 Stu Kerman

Group Tools

Send Email