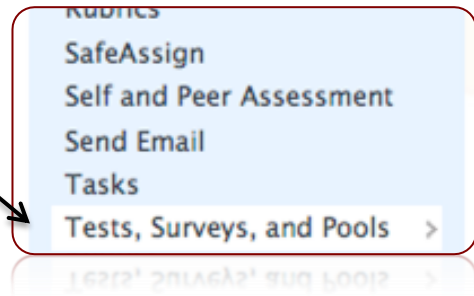


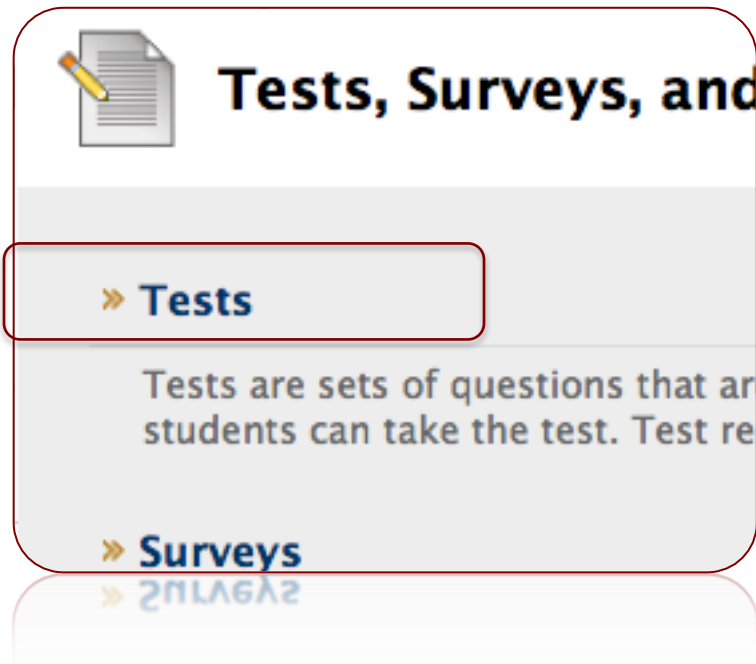
## Copying a Test from One Section to Another eLearning Blackboard Learn 9.1 for Faculty

To move a test from one course to another without copying the entire course you will need to first go to the test you wish to copy. To do this, go to Course Management and then to **Tests, Surveys and Pools**:



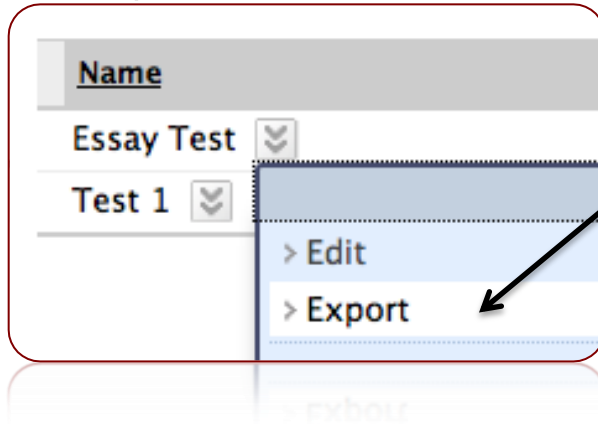
\*Before continuing, note that if your test use a question set that is imported from a pool, you cannot use this method. Please look for the tutorial on copying a course, and when you get to the final step, select only the **tests, surveys, and pools**.

Click on **Tests**

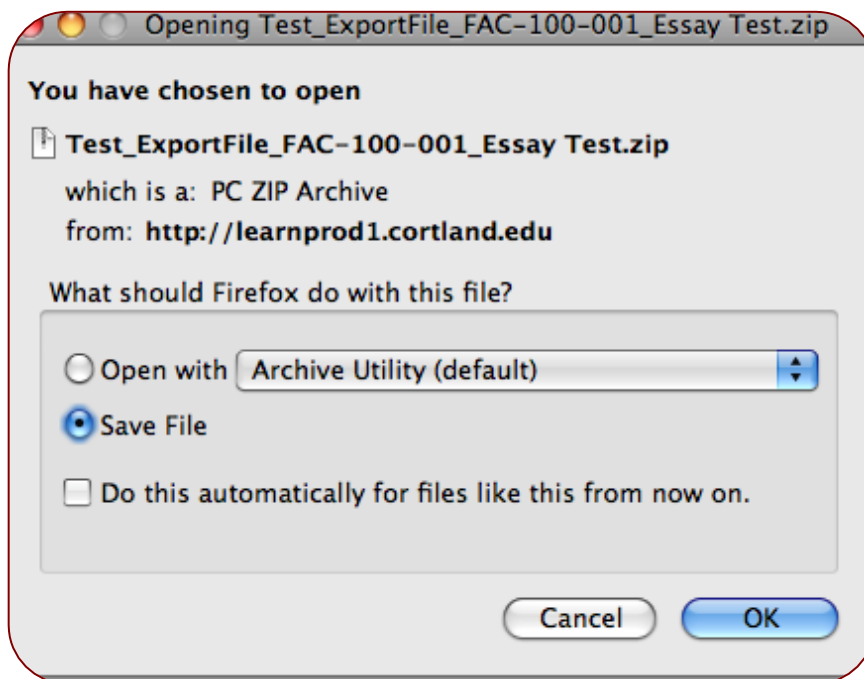


## Copying a Test from One Section to Another eLearning Blackboard Learn 9.1 for Faculty

Find the test you want to export/import and click on the associated **action menu**. Then click on **Export**:



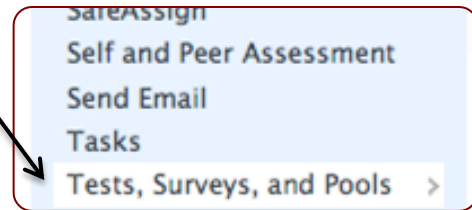
You will be prompted to save the .zip file. Make sure that the file does not automatically unzip AND that you know where you are saving the file.



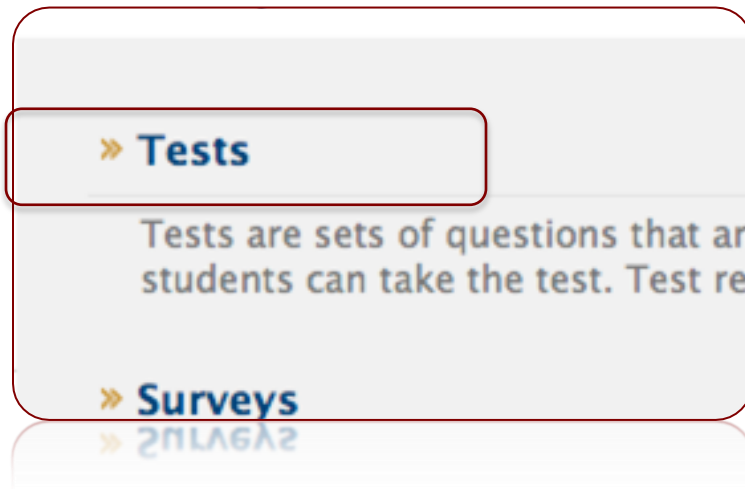
## Copying a Test from One Section to Another eLearning Blackboard Learn 9.1 for Faculty

Once you have downloaded the file, go into the course you want to import *into*.

To Import the test click on **Tests, Surveys and Pools** in the new course:

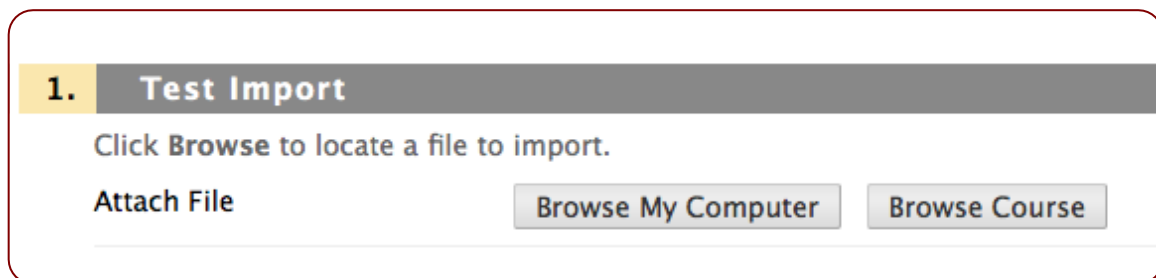


Click on **Tests**



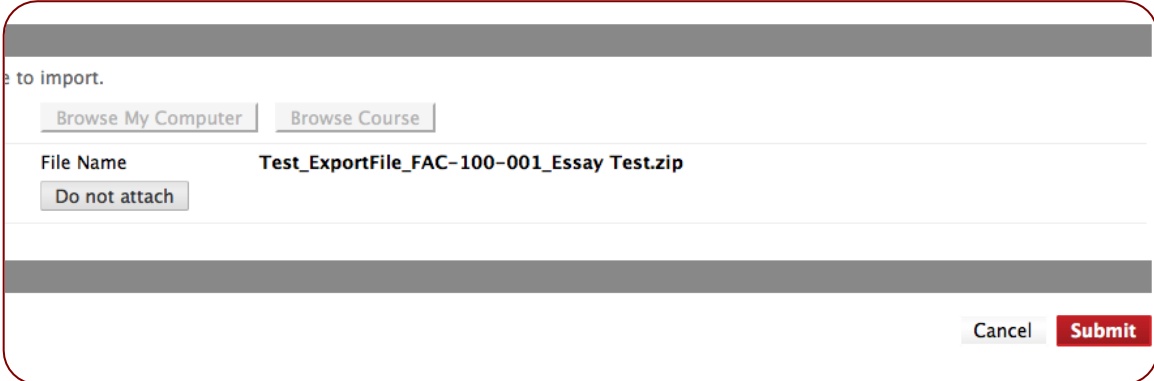
Click on **Import Test**

Browse your computer for the test you previously exported:



## Copying a Test from One Section to Another eLearning Blackboard Learn 9.1 for Faculty

Make sure the file is the correct file and then click on submit. *If you have attached the wrong file then click on Do Not Attach and find the correct file.*




to import.

File Name **Test\_ExportFile\_FAC-100-001\_Essay Test.zip**

You will receive a confirmation that the test has been imported.



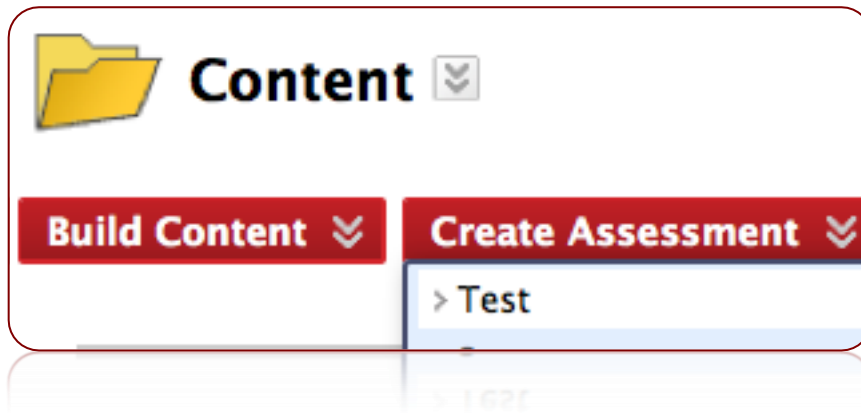
  **Test Import Complete**

The package has been processed. The log file is below.  
Jan 4, 2012 12:33:44 PM - Status: The operation import h

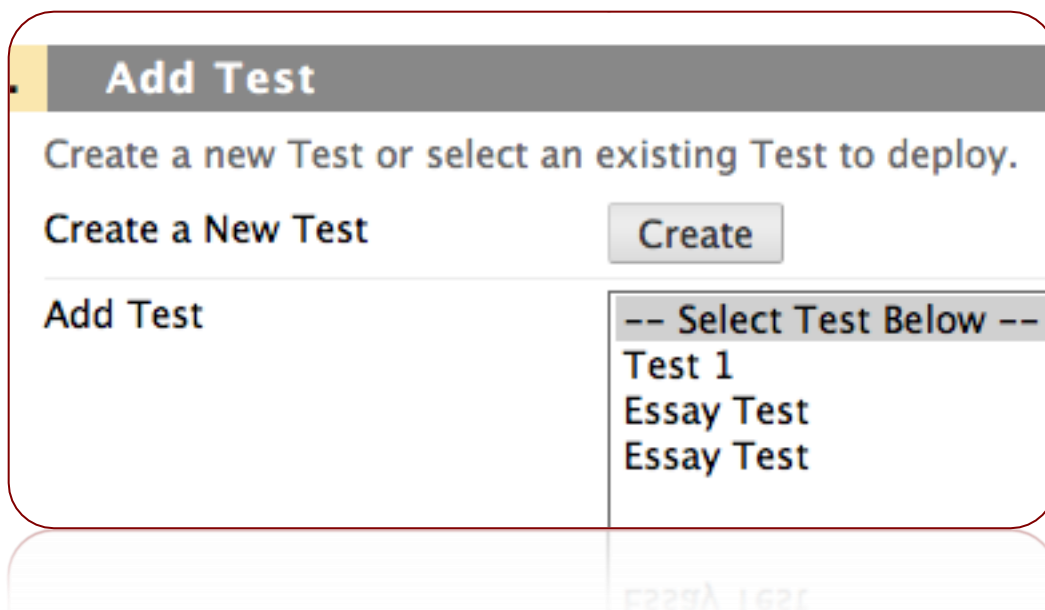
Wednesday, January 4, 2012 12:33:44 PM EST

## Copying a Test from One Section to Another eLearning Blackboard Learn 9.1 for Faculty

You will then need to deploy the Test. Go to a content area on the course menu where the students will access their tests. Click on Create Assessment and then on Test:



Click on the Test from the list shown (it will be there once you have imported it) and then click on Submit.



You will need to set-up the availability for the students and then you should be all set!