

Taskstream: Current DRFs Directions and Use for Student Teachers and Supervisors in the Early Childhood and Early Childhood w/Childhood Programs




Early Childhood EDE Program DRF #1 : This DRF will be used for early childhood students in the old program and new program. Old program students will not have an online portfolio submission. However, they must do all the other tasks during student teaching as the EDE program students. Student may need a DRF code to complete uploads, this is because we DO NOT want them to upload to the Old DRF for Early Childhood. The old DRF is still visible but all Student Teaching assignment drop boxes have been locked. Therefore, they may ask “Where do I upload?”.

Have them go to the home page, use the self-enrollment tab and then have them put in this code **K4HTBX** exactly as it appears. (NOTE: This code should be given to Early Childhood Majors only DO NOT USE FOR DUALS see note below.)




Early Childhood/Childhood EDD Program DRF #1 : New this semester is a DRF for the Dual students. PLEASE all Dual students will need this DRF code. Please have them submit all Student Teaching tasks in this DRF. We are well aware they will not fill in all areas but please have all Dual students, old and new program, go to this DRF for student teaching submissions. They should go to their homepage, use the self-enrollment tab, and then put in this DRF Code exactly as it appears **EDD2009** so they can submit.

All tasks are the same for old and new program and for Early Childhood only or Early Childhood w/Childhood. These are the tasks required in Taskstream for these students.

ECE 490 /491 Submission Benchmark

-  **Assessment Assignment NAEYC**
-  **Integrated Thematic Unit Plan NAEYC**
-  **NAEYC Student Teaching Evaluation**

ECE 492 Submission Benchmark

-  **Final Online Portfolio Submission**
-  **Final Dispositions Submission**
-  **Department Disposition Submission**

Submission Directions

ECE 490/491 Submission Benchmark : Assessment & Unit Plan Assignments

They should submit all artifacts that are noted in the assignment details for each sample task. Students may complete a one-document attachment or upload several documents to the one upload area. Details for these assignments can be found on the Student Teaching Website - <http://www.taskstream.com/ts/manager22/StudentTeachingWebSite.html> . The website also includes a copy of all rubrics that will be used for scoring. Further information or questions please contact Renee Potter – Student Teacher Coordinator at renee.potter@cortland.edu

In addition an NAYEC Student Teaching Evaluation must be completed here by the supervisors. For detailed directions on this submission area see document: Directions for Specific Components in the DRFs.

ECE 492 Submission Benchmark:

In this area, New Program students will submit a final copy of their electronic portfolio they have been building over the course of their degree program. The final submission should have all template fields completed. Students will be presenting their completed or nearly completed, online portfolio at EIT day each semester or at a given presentation time decided on by the early childhood student teaching coordinator. Their completed portfolio is submitted to the ‘Final Online Submission’ area three weeks prior to the end of the final student teaching experience. Supervisors should then complete the five criteria review of the portfolio.

The final area is the disposition submission. The students have been completing a self-evaluation of their dispositions during their course work at SUNY Cortland. This will be their final disposition submission. Students will fill out the ‘Final Dispositions Submission ST’ and when submitted supervisor will just evaluate completed or not completed. The supervisor should fill out the ‘Department Dispositions Form’ on that student. Best practice for the supervisor submission would be, to discuss the evaluation with the student teacher before completion of the online form. It is also best to have the student complete their self-evaluation before the discussion takes place. Students will be able to view the Department evaluation when it is completed. Supervisors can view the self-evaluation when it is completed.

For further instructions on other submission areas see document: Directions for Specific Components in the DRFs.