

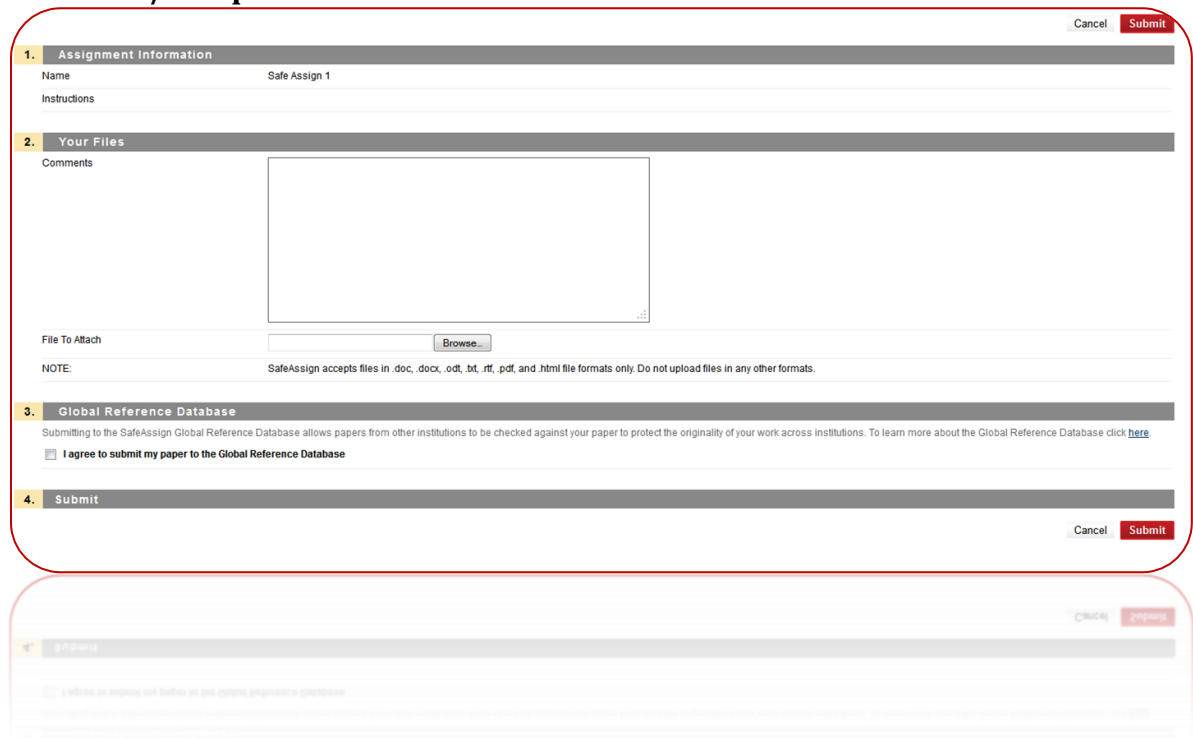
## Submitting a Safe Assignment eLearning Blackboard Learn 9.1 for Students

You might come across an assignment that looks differently than the typical icon. The icon for a Safe Assignment is this:



Submitting a Safe Assignment is done similarly to the way you would submit a regular assignment.

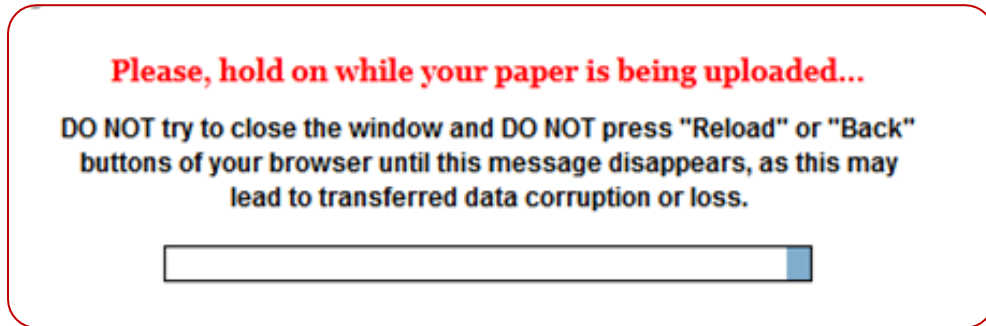
Click **View/Complete**



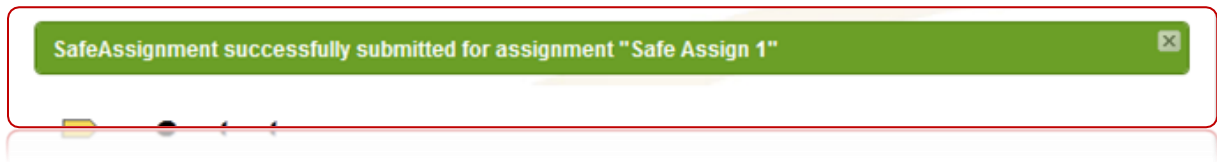
Leave your comments about the assignment and upload the file. Check the box and agree to submit paper to the Global Reference Database and click **submit**.

## Submitting a Safe Assignment eLearning Blackboard Learn 9.1 for Students

You will see this message:



**DO NOT DO ANYTHING UNTIL YOU GET THIS SCREEN:**

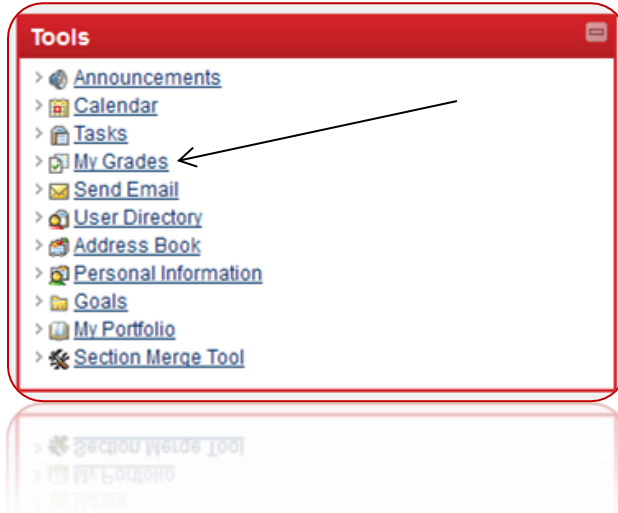


You could lose the uploaded paper **and not be able to submit it again.**

## Submitting a Safe Assignment eLearning Blackboard Learn 9.1 for Students

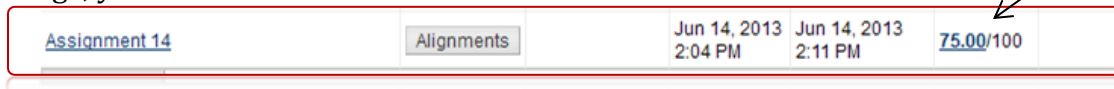
After your professor has graded your SafeAssign Assignment, you can view the report from your “My Institution” dashboard page.

From the dashboard, click **My Grades** in the **Tools** module.



Then, find the course that you submitted the SafeAssign to and click the name of the course.

Find the name of the assignment and click the **grade** associated with it. In this image, you would click “75.00”.



<a href="#">Assignment 14</a>	Alignments	Jun 14, 2013 2:04 PM	Jun 14, 2013 2:11 PM	<a href="#">75.00/100</a>
-------------------------------	------------	-------------------------	-------------------------	---------------------------

## Submitting a Safe Assignment eLearning Blackboard Learn 9.1 for Students

This screen will show you a summary of the SafeAssign, including how much of it matches during the plagiarism check and a link to the full report. Please note that often a high percentage could be the result of incorrect citations. Consult your professor if you have any questions. Feedback is displayed at the bottom.

### Submitted Work

Student ID	Student Name	Text	File	Matching	SA Report	Date Submitted
	Test Student			100%		Fri, Jun 14, 2013, 02:04 PM

### View Grade

Grade	Points Possible	Weight
75.0	100.0	0.0

### Instructor's Feedback

Comments	Currently Attached File
No feedback from instructor	No feedback uploaded

To view the full report, click the icon under SA Report

The full report will display percent matching and quick links to suspected sources of plagiarism.

### Paper Information

<b>Author:</b> Test Student	<b>Assignment:</b> Assignment 14	<b>Save report to disk:</b>
<b>Title:</b> theories.pdf	<b>Submitted:</b> Fri, Jun 14 2013, 2:04 PM	<b>Print version:</b>
<b>Matching:</b> 100%	<b>Paper ID:</b> 60814029	<b>Direct link:</b>

### Suspected Sources

Click on a source to view the original, or click on the magnifying glass to see the source highlighted in the text below.

[Another user's paper](#)

### Paper Text

Learning Theories

John Scognamiglio